


PAINTING BOOTHS WITH DRY FILTRATION




Basic range with simply filtration




Standard extraction wall



Painted version



Back view



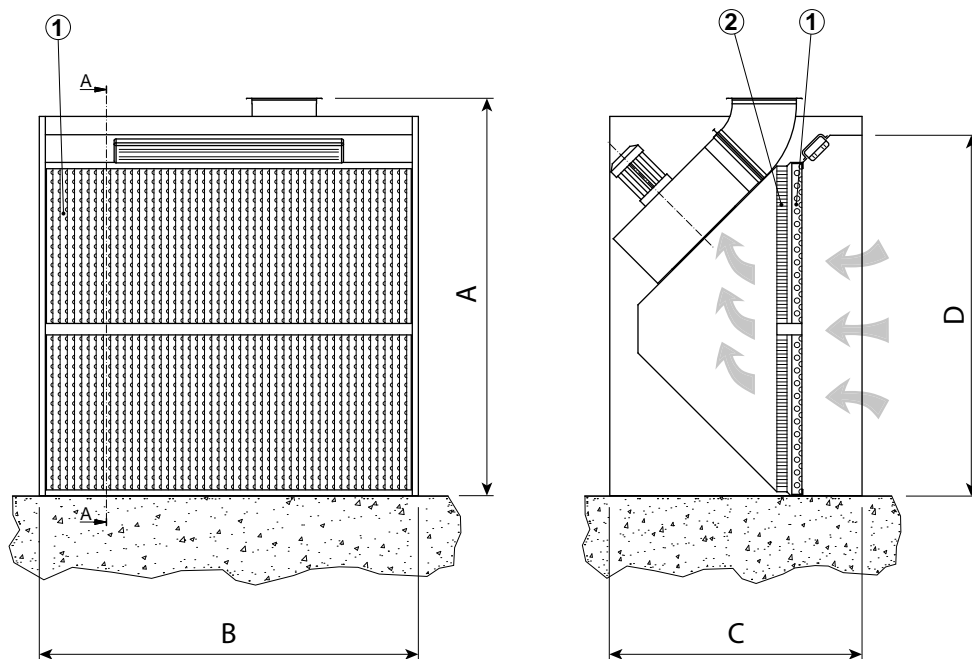
Electric control board CE CRAM

OPTIONAL ACCESSORIES

- Second filtration with fiber-glass filters
- Extraction ducts with silencers
- Extension of sidewalls and roof with 1000mm module
- Neon light IP 65, 1500 mm length with 2 x 58 W neon lamps
- Electric control board CE CRAM
- Wall holding device for spray gun with automatic fan switch-off
- Painted extraction wall

NOTES

- Spark proof fan
- Differential manometer for indicating filters replacement
- Supplied as assembly kit
- Construction of extraction wall of galvanized steel sheet
- Technical characteristics and dimensions are given as indication and can be changed for improvement or update without notice



- ① FILTER PAPER
- ② SECOND FILTRATION OPTIONAL

DESCRIPTION OF EQUIPMENT

Model	Overall dimensions			Useful dimensions
	A	B	C	D
Tecnodry 2	2.150	2.100	1.400	2.000
Tecnodry 2,5	2.150	2.600	1.400	2.000
Tecnodry 3	2.150	3.100	1.400	2.000
Tecnodry 4	2.150	4.100	1.400	2.000
Tecnodry 5	2.150	5.100	1.400	2.000
Tecnodry 6	2.150	6.100	1.400	2.000

TECHNICAL DATA

Model	Air capacity	Fans	Electrical power
	m ³ /h	nb.	kW
Tecnodry 2	7.000	1	1,5
Tecnodry 2,5	10.000	1	1,5
Tecnodry 3	10.000	1	2,2
Tecnodry 4	14.000	2	1,5 + 1,5
Tecnodry 5	20.000	2	2,2 + 2,2
Tecnodry 6	20.000	2	2,2 + 2,2